

RANGE
ATJ



Take a look and find out
more information
on [manitou.com](https://www.manitou.com)

 **MANITOU**
HANDLING YOUR WORLD


Making operators and their environment safe

Manitou is committed to designing machines that provide optimum safety for users.

- **Pedal for presence in the basket**
Activation of the pedal is necessary to perform any type of movement on the machine.
- **Load sensor and tilt sensor**
Audible indicators are provided in the event of an overloaded basket or in case of a slope too important.
- **Double rail and meshed floor**
The guarantee of operator protection and full visibility of the working environment.
- **Visibility on directional wheels**
The narrow width of our turrets provides excellent visibility for driving and anticipating obstacles.
- **Electric emergency pump**
To ensure efficient and rapid assistance.
- **Speed adaptation**
Different travel speeds depending on turret orientation and steering mode (2 WS/4 WD/crab mode) for operator safety.

Have you thought about SPS? (Secondary Protection System)

The SPS is a safety solution for the operator and is activated in the event of a crush or discomfort of the operator. Its activation is multi-directional to guarantee optimal safety. Finally, the thickness of the cable allows the operator to have full visibility of the controls.



Access the Getting Started videos using the QR Code on the machine Reduce Risks helps you to use your machines safely



All our platforms are connected as standard !

Connected solutions

Your aerial platform has something special: thanks to connectivity, you can follow its position in real time and optimise the operational follow-up of your equipment.

- **View in real time**
Manage your fleet remotely and benefit from a wealth of information about your machines accessible on your PC, tablet or smartphone.
- **Anticipate maintenance**
Save time: share your alerts directly with the technician to anticipate parts and reduce response time.
- **Analyse performance**
View the performance of your machines in a graphical format that is easy to follow and interpret.

Protect your equipment and control access

As an option you can manage driving authorisations and control operator access to your machines to ensure their safety and that of the workplace.



Consumption
4.08 l
per day*

* according to Cycle Reduce (model 160 ATJ)

Significant reduction in your operating costs

Throughout the project, we take your total cost of ownership into account in order to develop high-performance, robust and cost-optimised machines.

- **Impact-resistant cover**
The SRIM technology gives our covers a high impact resistance and thus a better durability in time (models 160 ATJ/ATJ+ and 180 ATJ).
- **Underwater brakes**
This highly reliable architecture is perfectly suited to harsh conditions.
- **Basket durability**
Galvanised, with a removable floor and protected control panel, this is a basket designed to last.
- **Easy access to components**
Ergonomic opening of the hoods, components located at the right height for easy maintenance or inspection of components.
- **Secure transport**
Single point slinging without spreader bar for safe transport (except 200 ATJ).

Stop & GO

The standard Stop and Go system limits engine use, fuel consumption and wear. The hour meter is based on actual working hours, spacing out maintenance and significantly increasing the resale value of your machine.



Use only what you need

Thanks to the machine settings, the motor power output is adapted to the required movement.

Driving an ATJ has never been easier



- **Simplified handling**
The basket and floor controls are ergonomically designed and standardised across the range.
- **Intuitive human-machine interface**
A large colour screen displays information via an alert system.
- **Spacious working environment**
The basket is spacious. Its open floor allows a good vertical visibility.

Available option
Continuous rotation of the turret

4 simultaneous movements

4 wheel drive wheel steering

3 steering modes



Galvanised basket Removable floor

The galvanization of our standard size baskets allows a better durability in time and to avoid repainting (TCO). The removable floor allows for quick replacement in case of damage.

Turret

Turret rotation is via a hydraulic motor whose speed varies according to the extension of the telescope.



All main movements are controlled via proportional joysticks for a more precise approach. Standardised control station across the ATJ range.



The large screen at the lower control box offers additional information to the top control box for operator and allows technicians to carry out a quick diagnosis, consult the machine memory and many other functions thanks to a simple and intuitive navigation.

Did you know that ?

With the help of a code, you can modify certain options in order to adapt the machine to the needs of your customers (flashing light on contact, flashing light on movement, all movement beep...)

Reinforced structure the market reference

Our customers praise the reinforced design and durability of our lifting solutions. Regardless of the product chosen, the articulation heights and working offsets set the standard in their category.

Highly impact resistant cover

permitted tilt **5°** Longitudinal and lateral

Did you say versatility ?

OxygenbyManitou is the new label for eco-responsible machines. Concerned about CSR criteria, the Manitou brand has a solution adapted to indoor and outdoor work. Discover without further delay our 200 ATJE, a 20-metre all-terrain articulated boom lift, 100% electric.



Folded dimensions from (LxWxH) :
4,44 x 2,3 x 2,61 m

One-point slinging

Without a spreader bar for easy lifting of the machine.




The off-road range

Our chassis are perfectly suited for off-road use. The design of the chassis, the high ground clearance and the active oscillating axle guarantee excellent behaviour on off-road terrain.

Optimal performance

Since its inception, Manitou has equipped its rough-terrain aerial work platforms with drive axles. These highly reliable components are perfectly suited to the toughest conditions and offer superior performance to other technologies.

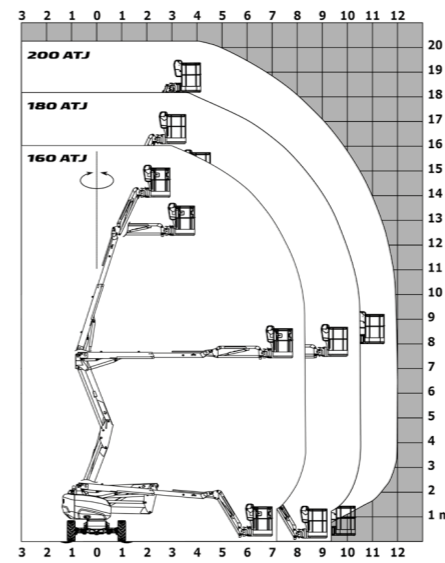





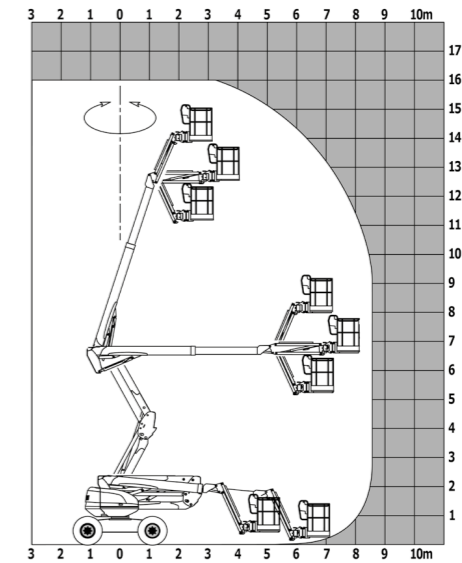
	160 ATJ	160 ATJ+	180 ATJ	200 ATJ
Basket capacity (kg)	230	408	230	230
Working height (m)	16.02	16.21	18.19	20.35
Platform height (m)	14.02	14.21	16.19	18.35
Working offset (m)	8.3	8.52	10.51	12
Overhang (m)	7.38	7.4	7.55	8
Platform dimensions (Lxwxh) (m)	6.68 x 2.32 x 2.37	7.09 x 2.45 x 2.47	7.79 x 2.32 x 2.47	8.43 x 2.47 x 2.7
Dimensions stowed (Lxwxh) (m)	4,44 x 2,3 x 2,61	4,89 x 2,45 x 2,94	5,56 x 2,32 x 2,56	6,24 x 2,40 x 2,99
Basket dimensions (Lxw) (m)	1.8 x 0.8	2.3 x 0.9	1.8 x 0.8	2.1 x 0.8
Engine power (kW)	Kubota - 18.5	Kubota - 18.5	Kubota - 18.5	Yanmar - 25.5
Tyres type	Foam filled	Foam filled	Foam filled	Cured-on solid
Total weight (kg)	6118	7500	7430	10050

- Number of operators
- Continuous turret rotation
- Crossable slope
- Driving and steering wheels

160, 180, 200 ATJ



160 ATJ+



160 ATJ +

- + CAPACITY
- + PERFORMANCE
- + TOOLS

408kg
3 people

Large tool holder
Large basket 2,3 m x 0,9 m

A range of specific options



Tube holder
Carry up to 50 kg on the rack while respecting the environment of the operators.



Panel holder
Allows a panel or window to be raised up to 113 kg.



Basket with gate
Facilitates entry into the basket (two entrances with rails and one entrance with lateral door).

A wide range of options


To access all the options, ask your Manitou contact for advice.



Basket 2.10 m - Side door
Manitou has wider baskets with a side door for easy access.



Non-marking tyres
For specific applications, these tyres make it possible to leave no marks on the ground.



On-board generator
It will allow you to produce electricity autonomously, wherever you are.



“

What is important as a fleet manager is the turnover rate. That's why I need a machine that is easy to maintain and that allows me to anticipate maintenance! All of this while meeting our safety regulations and being versatile enough to be rented anywhere.

Your dealer



This publication describes the versions and configuration possibilities of Manitou products which may differ in equipment. The equipment shown in this brochure may be standard, optional or not available depending on the version. Manitou reserves the right to change the specifications described and shown at any time without notice. The specifications shown are not binding on the manufacturer. For more details, contact your Manitou dealer. Non contractual document. The logos and visuals of the company are the property of Manitou and may not be used without permission. All rights reserved. The photos and diagrams contained in this brochure are provided for reference purposes only. Manitou BF SA - Public limited company with a Board of Directors - Share capital: 39,547,824 euros - 857 802 508 RCS Nantes

©Manitou ©Adobe stock